
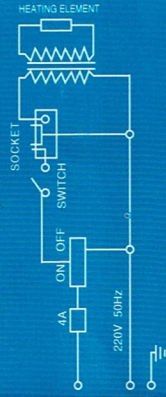


**VII. The main parts of foot sealer**



- ① Timer
- ② Pressing
- ③ Workbench
- ④ Heat Elements
- ⑤ Bracket
- ⑥ Pedal



**VIII. Specification of foot sealer**

Model	Impulse power	Max seal length	Max seal width	Heating time	Weight
FR-300	350W	300MM	2-3MM	0.2-2S	7.2KG
FR-400	420W	400MM	2-3MM	0.2-2S	7.5KG
FR-500	500W	500MM	2-3MM	0.2-2S	8.8KG
FR-600	550W	600MM	2-3MM	0.2-2S	10KG
FR-700	600W	700MM	2-3MM	0.2-2S	11KG
FR-800	620W	800MM	2-3MM	0.2-2S	13KG
FR-1000	750W	1000MM	2-3MM	0.2-2S	14.5KG
FR-1200	850W	1200MM	2-3MM	0.2-2S	16KG
FR-1400	950W	1400MM	2-3MM	0.2-2S	18KG
FR-400T	450W	400MM	2-3MM	0.2-2S	12KG
FR-600T	600W	600MM	2-3MM	0.2-2S	13KG
FR-800T	670W	800MM	2-3MM	0.2-2S	14KG
FR-400P	800W	400MM	2-3MM	0.2-2S	8KG
FR-600M	850W	600MM	2-3MM	0.2-2S	14KG
FR-800M	950W	800MM	2-3MM	0.2-2S	15KG
FR-400C	550W	400MM	2-3MM	0.2-2S	13KG
FR-600C	650W	600MM	2-3MM	0.2-2S	14KG

Please read carefully before using the machine

Manual Plastic Film Sealer for  
model PFS,FS100,150,200,250,300,400  
FR300,400,500,600,700,800,1000

# Instruction Manual

## Product series



# Instruction manual

## Preface, safety precautions electricity

1. The machine should be checked before use external wire insulation safety.
2. The aircraft must be equipped with a high sensitivity for use in electric shock protection device power outlet, and make electrical safety precautions.
3. Prohibits thunderstorm days, humid environments.

## I、Purpose

This sealer is suitable to seal every kind of plastic films and widely used in the fields such as food and sweet stuff, drags, native and special goods, electric appliance parts etc, It is easy-using and economical sealing equipment for manufactures, stores and service industry.


## II、Operation

1. This machine don't use the power switch. Put the AC cord into 100V-200V socket, according to the thickness of the materials to be sealed, regulate the heat time duration. Put the plastic bag on the sealing platform, then put down the handle. The electronic circuit controls the heat time automatically. Once the light turns off, the power is cut off automatically. About 1-2 seconds later, release the handle and the perfect seal is completed.
2. If the break or damage appears on the seal, it is because of the over-long heat time. Please regulate the heat time toward the direction s for shorter time.
3. If the plastic bag sticks to the handle rubber, it is because the cooling time is not enough. Please prolong the cooling time after the light turns off, and release the handle later.
4. After regulating the heat time duration, please keep it unchanged in every time use. Unnecessary to make any regulation for the continuous sealing.
5. The AC cord is surely plugged into the socket all the time, and it dose not consume the power at all under non-use condition.
6. The machines of PFS-200B and 300B are able to print numbers while sealing. If printing is not needed, please turn over the handle rubber.

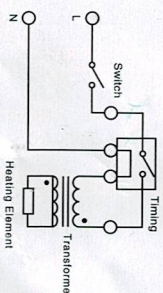
## III、Notices

1. Always keep the sealing platform clean, avoiding the oxide of the residual on that platform which will reduce the life of the heating element and of the heat-resistant cloth.
2. Don't use the wet article to clean the sealing platform.
3. If the cushion under the heating element is broken, it will make this machine into short circuit and damage the heating element. So, please check the cushion every time in replacing the heating element. Replace a new one once finding it broken.
4. The repaced heating element should be the same specifications with the broken one's.
5. Please check the handle rubber after long-time use. The damage of handle rubber will influence the sealing effect.

## IV、Description of the main parts



- ① Laten Arm
- ② Handle Rubber
- ③ Heating Element
- ④ Pilot Lamp
- ⑤ Timer Knob
- ⑥ Outer casing



## V、Specification of handle model

Model	PFS-100	PFS-150	PFS-200	PFS-250	PFS-300	PFS-400
Impulse power	180W	160W	210W	310W	280W	500W
Max seal length	100mm	150mm	200mm	250mm	300mm	400mm
Max seal thickness	0.2mm	0.2mm	0.3mm	0.356mm	0.4mm	0.6mm
Max seal width	2mm	2mm	2mm	2mm	3mm	3mm
Heating time	0.2-1.5(s)	0.2-1.5(s)	0.2-1.5(s)	0.2-1.5(s)	0.2-1.5(s)	0.2-2(s)
Weight	1.0kg	1.2kg	1.4kg	1.6kg	1.8kg	2.8kg

## VI、Specification of handle model

Model	PFS-200B	PFS-300B
Impulse power	500W	650W
Max seal length	200mm	300mm
Max seal width	8mm	8mm
Weight	2.6kg	3.8kg